

# UL30JT Repair Guide

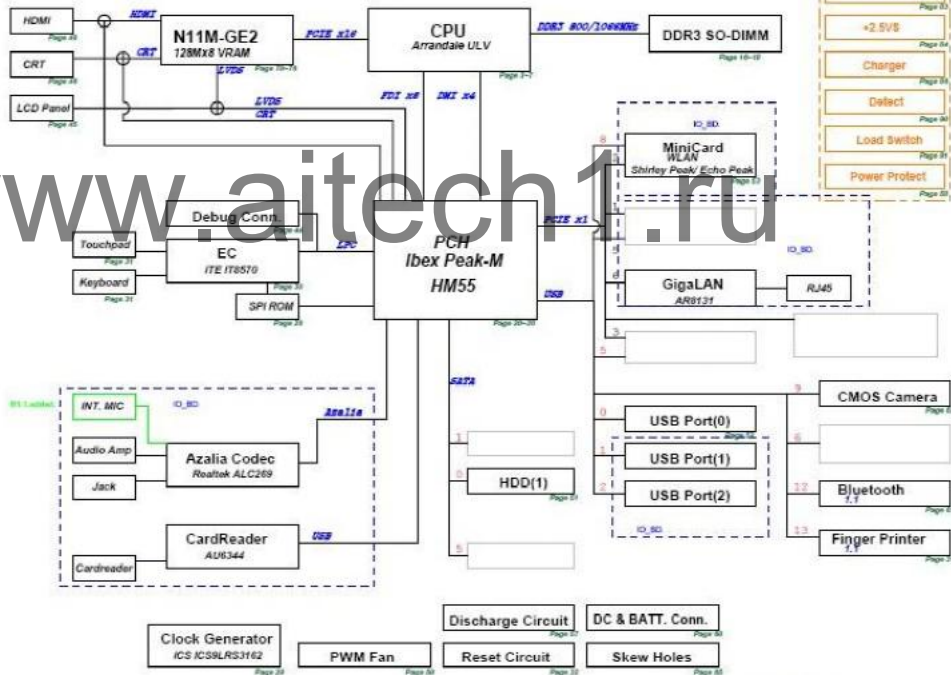
2010/03/16  
Janmouss\_chang  
CSC-GRMA

## SYSTEM PAGE REF.

## UL30JT SCHEMATIC Revision 1.1

### BLOCK DIAGRAM

PAGE	Content
1	Block Diagram
2	System Setting
3	CPU(1) IMI, FBG, FDI, CLK, MISC
4	CPU(2) DDR3
5	CPU(3) CFG, RSVD, GND
6	CPU(4) PWR
7	CPU(5) PWR & XDP
16	DDR3 SO-DIMM 0
17	DDR3 SO-DIMM 1
18	DDR3 CA, DQ VOLTAGE
20	PCH IBEX(1) SATA, INDA, RTC, LPC
21	PCH IBEX(2) PCIE, CLK, SNG, PEG
22	PCH IBEX(3) PDI, IMI, SYS FWR
23	PCH IBEX(4) DP, LVDS, CRT
24	PCH IBEX(5) PCI, NVRAM, USB
25	PCH IBEX(6) CPU, GPIO, MISC
26	PCH IBEX(7) POWER, GND
27	PCH IBEX(8) POWER, GND
28	PCH SP1 ROGOTH
29	CLK IC59SLR3162
30	EC ITE8570(1/2)
31	EC ITE8570(2/2)KB, TP
32	RST Reset Circuit
33	Hybrid Switch
44	BUG Debug
45	CRT LCD Panel
46	CRT D-Sub
48	TV HDMI
50	FAN Fan & Sensor
51	XDD, RDD, ODD
52	USB USB Port +1
57	DBG Discharge
58	FW PROTECT
60	DC DC & BATT Conn.
61	BT Bluetooth
62	CMOS CAMERA
63	S To S COMM
65	ME Conn & Skew Hole
70	VGA nVIDIA, N11M-GE2 PCIE
71	VGA nVIDIA, N11M-GE2 FB
72	VGA nVIDIA, N11M-GE2 Display
73	VGA nVIDIA, N11M-GE2 XTAL
74	VGA nVIDIA, N11M-GE2 GPIO
75	VGA nVIDIA, N11M(4) FB-DDR3
76	VGA-Power



80	FW VCore(RT8152D)
81	FW SYSTEM(RT8206A)
82	FW I/O_VCCP(RT8202A1)
83	FW I/O_TSP & VTT +1.8VSB
84	FW LDO +1.8VSB(RT8015)
85	FW GPU RVDD CORE(RT8202A)
86	FW RENDER CORE(RT8152D)
88	FW CHARGER(MB39A132)

2010/03/16  
Janmous\_chang  
CSC-GRMA


The diagram illustrates the power on sequence for the Intel Atom D4015. It shows the connection between the PMIC (Power Management IC) and the CPU. The PMIC is connected to various power rails and control signals. The CPU is connected to the PMIC and has its own power rails and control signals. The diagram includes a large watermark 'www.aitech1.ru'.

$$1 \longrightarrow 30$$

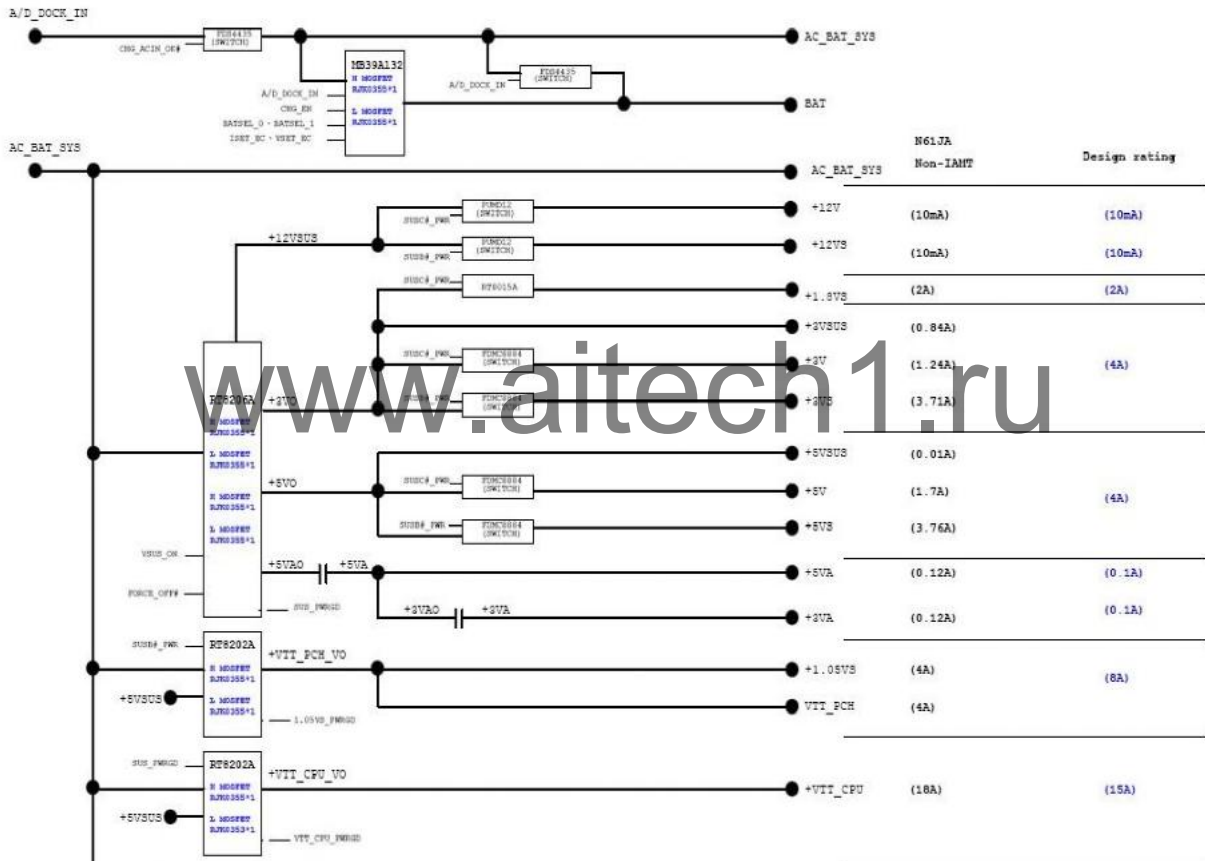
# UL30JT Repair Guide

2010/03/16  
Janmou\_chang  
CSC-GRMA

## AC-IN Mode

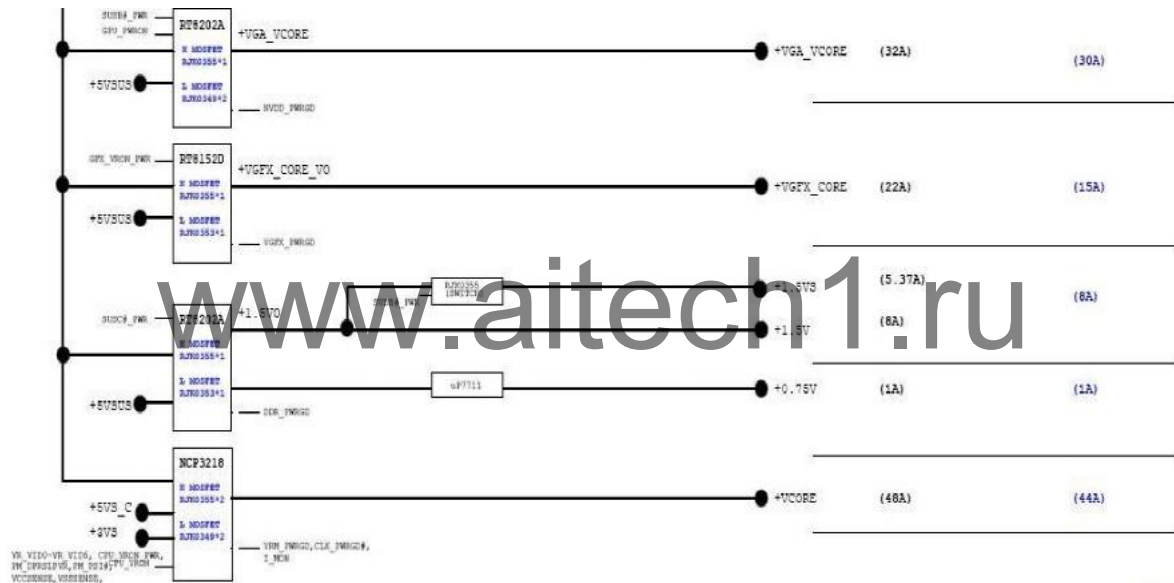


2010/03/16  
Janmous\_chang  
CSC-GRMA



# UL30JT Repair Guide

2010/03/16  
Janmious\_chang  
CSC-GRMA



# UL30JT Repair Guide(Top)

2010/03/16  
Janmou\_chang  
CSC-GRMA



# UL30JT Repair Guide(Bottom)

2010/03/16  
Janmou\_chang  
CSC-GRMA

